

### ⚡ Specifications

#### Nominal Voltage(V)

12V

#### Nominal Capacity

20 hour rate	(0.45 to 10.50V)	9Ah
10 hour rate	(0.855A to 10.50V)	8.55Ah
5 hour rate	(1.53A to 10.20V)	7.65Ah
1 C	(9A to 9.60V)	5.7Ah
3 C	(27A to 9.60V)	3.6Ah

#### Weight

Approx. 2.7kg(5.94Lbs.)

#### Internal Resistance (at 1KHz)

Approx. 14 mΩ

#### Maximum Discharge Current for

5 seconds: 135A

#### Charging Methods at 25°C(77°F)

Cycle use:	
Charging Voltage	14.4 to 15.0V
Coefficient -5.0mV/°C/cell	
Maximum Charging Current :	2.7A
Standby use:	
Float Charging Voltage	13.5 to 13.8V
Coefficient -3.0mV/°C/cell	

#### Operating Temperature Range

Charge	-15°C(5°F)	to	40°C(104°F)
Discharge	-15°C(5°F)	to	50°C(122°F)
Storage	-15°C(5°F)	to	40°C(104°F)

#### Charge Retention (shelf life) at 20°C(68°F)

1 month	97%
3 month	92%
6 month	85%

#### Case Material

ABS UL94 HB

Option: Flammability resistance of (UL94 V-0)

#### Design Life

3-5 Years.

#### Terminal

F2 (Faston Tab 250)



### ⚡ Dimensions

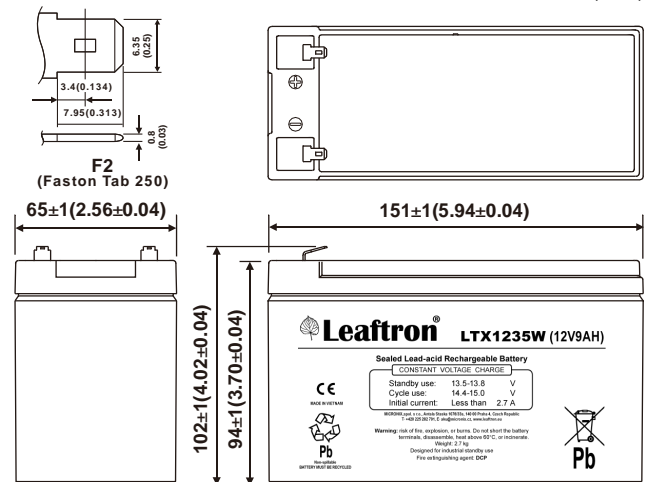
**Length (L)** 151 ± 1 (5.94 ± 0.04)

**Width (W)** 65 ± 1 (2.56 ± 0.04)

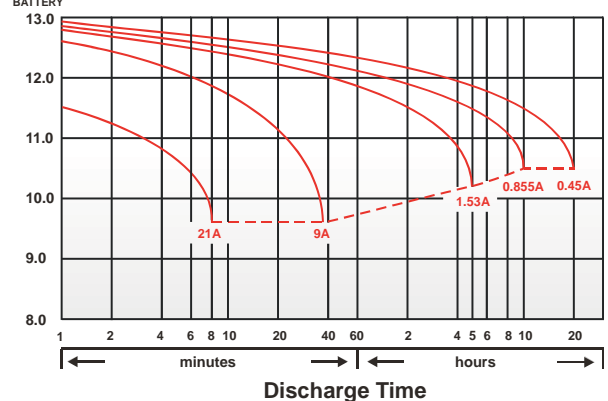
**Height (H)** 94 ± 1 (3.70 ± 0.04)

**Overall Height (HT)** 102 ± 1 (4.02 ± 0.04)

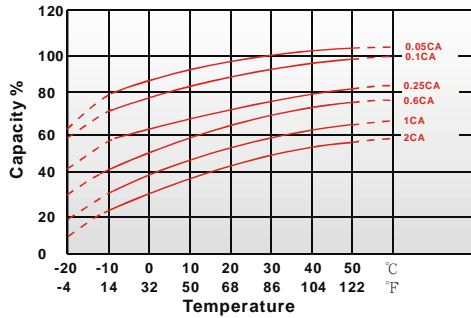
mm(inch)



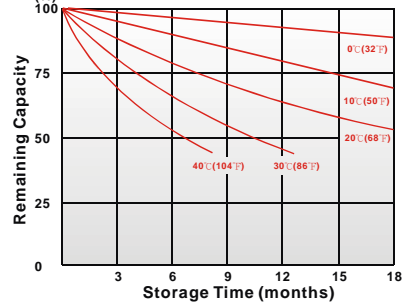
(v) FOR 12V BATTERY Discharge Time VS. Discharge Current (25°C)



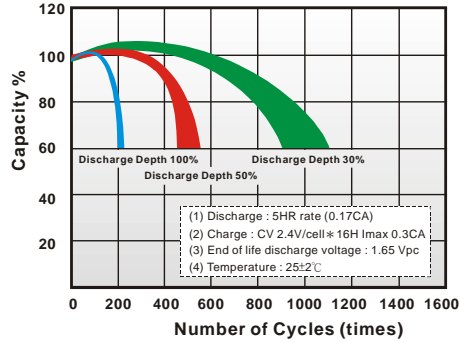
Effect of Temperature on Capacity 25°C (77°F)



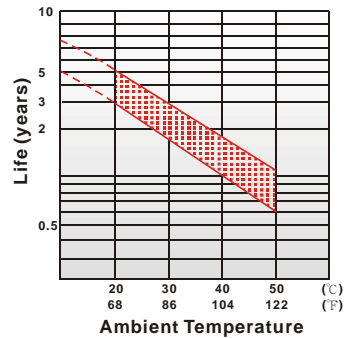
Capacity Retention Characteristic



Cycle Service Life



Trickle (or float) Service Life



### - PERFORMANCE DATA

#### Discharge Rates in Watts to Various End Voltages at 25°C (77°F)

End Voltage		1.85V	1.80V	1.75V	1.70V	1.67V	1.65V	1.60V
5	min	57.1	60.2	64.7	67.8	69.8	71.2	74.7
10	min	36.5	39.1	42.0	44.0	45.2	46.1	48.3
15	min	30.1	31.2	32.3	33.4	34.0	34.7	35.9
30	min	15.8	16.2	17.0	17.7	17.8	18.0	19.1
60	min	9.97	10.4	10.7	11.0	11.1	11.3	11.5
120	min	5.40	5.56	5.69	5.82	5.87	5.90	5.95
180	min	4.20	4.35	4.49	4.62	4.67	4.75	4.85
240	min	3.40	3.53	3.63	3.73	3.78	3.85	3.92
300	min	2.89	2.99	3.05	3.10	3.12	3.15	3.18
600	min	1.62	1.68	1.71	1.75	1.77	1.78	1.80
1200	min	0.853	0.882	0.902	0.907	0.910	0.913	0.918

#### - Discharge Rates in Amperes to Various End Voltages at 25°C (77°F)

End Voltage		1.85V	1.80V	1.75V	1.70V	1.67V	1.65V	1.60V
5	min	30.4	32.6	35.0	36.7	37.4	38.5	40.3
10	min	19.1	20.4	21.9	22.9	23.4	24.1	25.2
15	min	14.3	14.9	15.8	16.5	16.8	17.3	18.0
30	min	8.09	8.45	8.93	9.35	9.54	9.77	10.2
60	min	5.17	5.29	5.37	5.45	5.48	5.52	5.57
120	min	2.63	2.72	2.78	2.84	2.86	2.89	2.93
180	min	2.12	2.18	2.23	2.27	2.29	2.31	2.34
240	min	1.69	1.74	1.77	1.80	1.81	1.82	1.83
300	min	1.46	1.51	1.53	1.55	1.56	1.57	1.58
600	min	0.827	0.841	0.855	0.866	0.871	0.877	0.884
1200	min	0.427	0.442	0.451	0.456	0.459	0.462	0.466

All data on the spec. sheet is an average value:

The tolerance range : X<6min(+15%~-15%), 6min ≤ X<10min(+12%~-12%), 10min ≤ X < 60min(+8%~-8%), X ≥ 60min(+5%~-5%)