
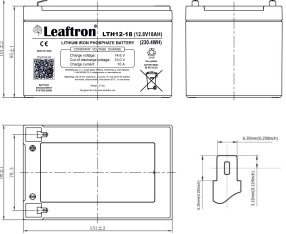


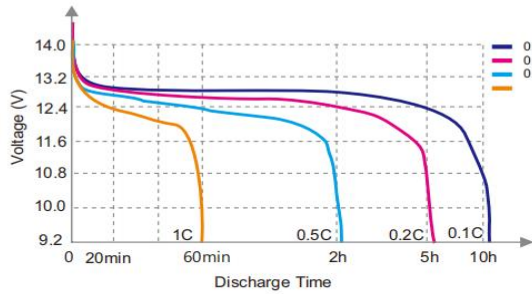
Lithium Iron Phosphate (LiFePO4) Battery		
LTH12-18	12.8V18AH 230.4Wh	
<p align="center">Features of LiFePO4 Battery</p> <p>Longer Cycle Life LiFePO4 batteries would be is five times than SLA batteries on cycle life</p> <p>High Power & Light weight LiFePO4 batteries performance twice power of SLA batteries, while half weight helpful for transport and installation</p> <p>Intelligent management control Intelligent BMS system covered by LFP batteries to ensure that batteries work on safety and perfect condition</p> <p>Lower Self-discharge rate Lower Self-discharge rate to guarantee LFP batteries be stored more longer than SLA batteries</p>		
		
<p align="center">Physical Dimension</p> 		
<p align="center">Applications</p> <ul style="list-style-type: none"> • Wheelchairs and scooters • UPS (replacement of SLA batteries) • Solar/wind energy storage • Golf trolleys & buggies • Electric bikes 		
Electrical Characteristics	Chemistry	LiFePO4
	Nominal Voltage	12.8V
	Nominal Capacity	18Ah (C5,25°C)
	Energy	230.4Wh
	Internal Resistance	≤50 mΩ
	Cycle Life	>3000 cycles @1C 80%DOD
	Months Self Discharge	<3%
	Efficiency of Charge	100% @0.5C
Standard Charge	Efficiency of Discharge	96-99% @1C
	Charge Voltage	14.6±0.2V
	Charge Mode	0.2C to 14.6V, then 14.6V, charge current to 0.02C (CC/CV)
	Charger Current	10A
	Max. Charge Current	20A
Standard Discharge	Max. Charge Current	20A
	Charge Cut-off Voltage	14.6V±0.2V
	Rated Discharge Current	10A
	Max Discharge Current	20A
	Max. Pulse Current	60A(<3s)
	Discharge Cut-off Voltage	10V
	Charge Temperature	0 °C to 45 °C
	Discharge Temperature	-20 °C to 60 °C
Mechanical	Storage Temperature	0 °C to 40 °C
	Water Dust Resistance	IP65
	BMS	20A with Bluetooth (4S6P)
	Plastic Case	ABS
	Dimensions (mm.)	151 x 99 x 99 mm
	Weight about (kg.)	2.0kg
	Terminal	F2

Lithium Iron Phosphate (LiFePO4) Battery

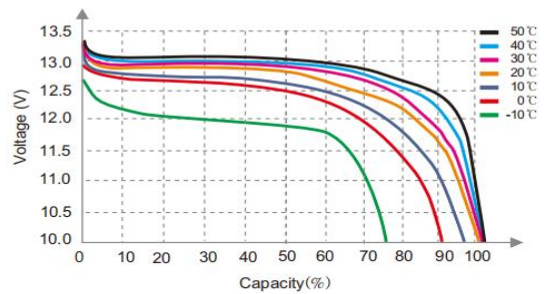
LTH12-18

12.8V18AH 230.4Wh

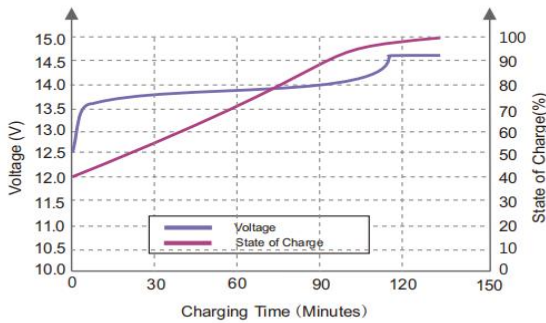
Different Rate Discharge Curve(25°C)



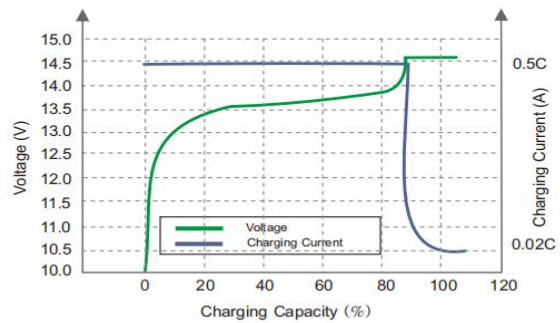
Different Temperature Discharge Curve(0.5C)



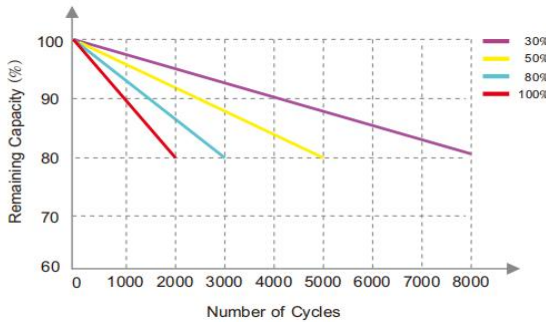
State of Charge Curve(0.5C, 25°C)



Charging Characteristics(0.5C, 25°C)



Different DOD Discharge Cycle Life Curve(1C)



Different Temperature Self Discharge Curve

