

### Specification

Nominal Voltage	12V
Nominal Capacity(20HR)	2.9AH
Dimension	Length 79 ±1mm (3.11 inches)
	Width 56 ±1mm (2.20 inches)
	Container Height 99 ±1mm (3.90 inches)
	Total Height (with Terminal) 105 ±2mm (4.13 inches)
Approx Weight	Approx 1.1 kg (2.43lbs)
Terminal	T1
Container Material	ABS
Rated Capacity	2.90 AH/0.145A (20hr, 1.80V/cell, 25°C/77°F)
	2.70 AH/0.27A (10hr, 1.80V/cell, 25°C/77°F)
	2.45 AH/0.49A (5hr, 1.75V/cell, 25°C/77°F)
	2.22 AH/0.74A (3hr, 1.75V/cell, 25°C/77°F)
	1.82 AH/1.82A (1hr, 1.60V/cell, 25°C/77°F)
Max. Discharge Current	43.5A (5s)
Internal Resistance	Approx 55mΩ
Operating Temp. Range	Discharge : -15 ~ 50°C (5 ~ 120°F)
	Charge : 0 ~ 40°C (5 ~ 104°F)
Nominal Operating Temp. Range	Storage : -15 ~ 40°C (5 ~ 104°F)
	25 ±3°C (77 ±5°F)
Cycle Use	Initial Charging Current less than 0.87A. Voltage 14.4V~15.0V at 25°C(77°F)Temp. Coefficient -30mV/°C
	No limit on Initial Charging Current Voltage 13.5V~13.8V at 25°C(77°F)Temp. Coefficient -20mV/°C
Capacity affected by Temperature	40°C (104°F) 103%
	25°C (77°F) 100%
	0°C (32°F) 86%
Self Discharge	CJ series batteries may be stored for up to 6 months at 25°C(77°F) and then a freshening charge is required. For higher temperatures the time interval will be shorter.



### Applications

- ◆ All purpose
- ◆ Uninterruptable Power Supply(UPS)
- ◆ Electric Power System(EPS)
- ◆ Emergency backup power supply
- ◆ Emergency light
- ◆ Railway signal
- ◆ Aircraft signal
- ◆ Alarm and security system
- ◆ Electronic apparatus and equipment
- ◆ Communication power supply
- ◆ DC power supply
- ◆ Auto control system

### Constant Current Discharge (Amperes) at 25 °C (77°F)

F.V/Time	5min	10min	15min	20min	30min	45min	1h	2h	3h	4h	5h	6h	8h	10h	20h
1.85V/cell	5.52	4.24	3.51	3.04	2.35	1.73	1.46	0.86	0.67	0.55	0.447	0.388	0.313	0.262	0.144
1.80V/cell	7.41	5.42	4.24	3.59	2.77	2.01	1.63	0.94	0.73	0.59	0.480	0.416	0.332	0.270	0.145
1.75V/cell	8.36	5.95	4.64	3.86	2.88	2.09	1.71	0.98	0.74	0.60	0.493	0.428	0.338	0.277	0.146
1.70V/cell	9.20	6.49	4.95	4.06	2.99	2.17	1.76	1.00	0.76	0.61	0.505	0.437	0.343	0.282	0.149
1.65V/cell	10.15	7.00	5.26	4.31	3.16	2.23	1.80	1.02	0.79	0.64	0.519	0.446	0.348	0.288	0.151
1.60V/cell	11.19	7.60	5.63	4.59	3.34	2.32	1.82	1.06	0.82	0.66	0.537	0.456	0.351	0.291	0.152

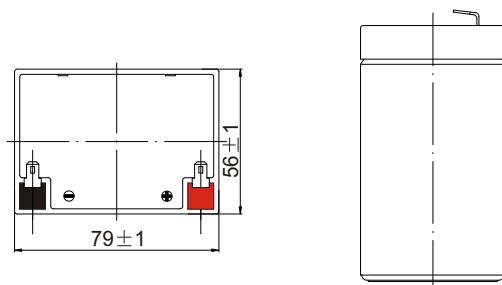
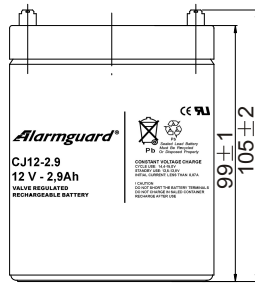
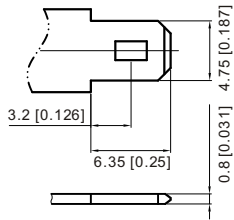
### Constant Power Discharge (Watts) at 25 °C (77°F)

F.V/Time	5min	10min	15min	20min	30min	45min	1h	2h	3h	4h	5h	6h	8h	10h	20h
1.85V/cell	10.1	7.83	6.56	5.73	4.48	3.33	2.81	1.67	1.32	1.07	0.877	0.763	0.618	0.518	0.284
1.80V/cell	13.4	9.89	7.81	6.67	5.20	3.84	3.13	1.82	1.41	1.14	0.937	0.815	0.654	0.533	0.287
1.75V/cell	14.8	10.7	8.43	7.11	5.36	3.94	3.26	1.88	1.43	1.16	0.959	0.835	0.664	0.547	0.289
1.70V/cell	15.8	11.4	8.87	7.41	5.54	4.09	3.36	1.92	1.46	1.19	0.981	0.851	0.672	0.557	0.294
1.65V/cell	17.2	12.2	9.36	7.81	5.80	4.15	3.41	1.94	1.52	1.23	1.005	0.867	0.681	0.568	0.298
1.60V/cell	18.6	12.9	9.85	8.23	6.08	4.30	3.42	2.01	1.56	1.26	1.034	0.883	0.686	0.573	0.299

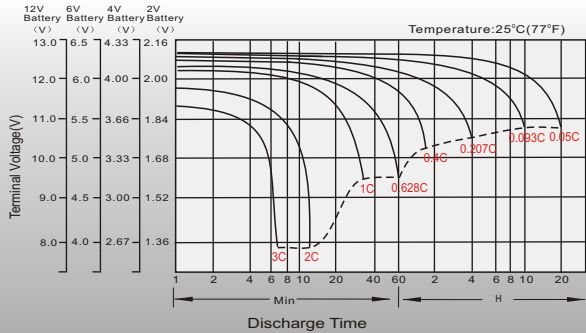
# Dimensions

## T1 Terminal

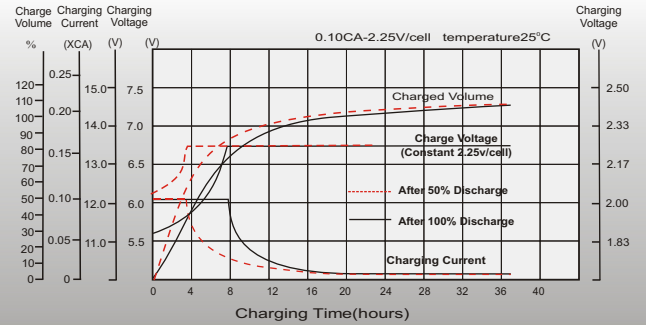
Unit: mm [inches]



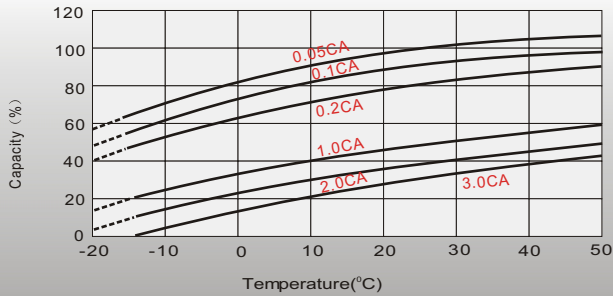
## Discharge Characteristics



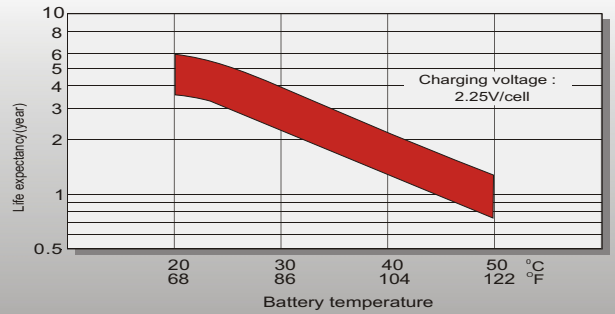
## Float Charging Characteristics



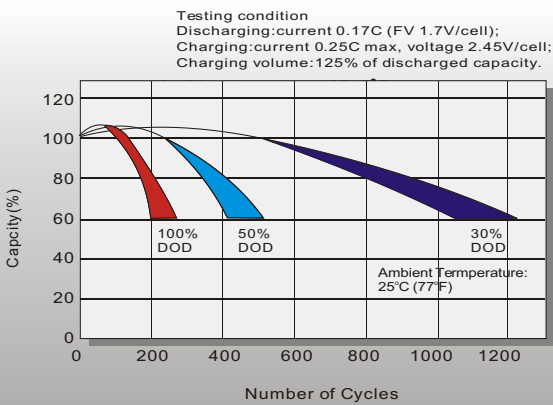
## Temperature Effects in Relation to Batter Capacity



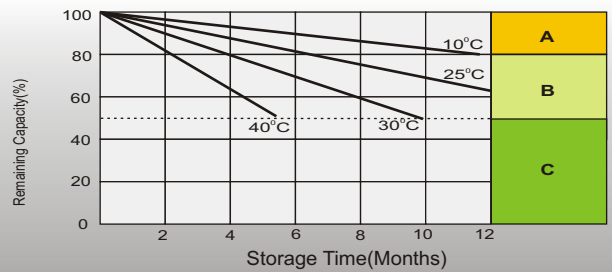
## Effect of Temperature on Long Term Float Life



## Cycle Life in Relation to Depth of Discharge



## Self Discharge Characteristics



- A** No supplementary charge required (Carry out supplementary charge before use if 100% capacity is required.)
- B** Supplementary charge required before use. Optional charging way as below:  
 1. Charged for above 3 days at limited current 0.25CA and constant voltage 2.25V/cell.  
 2. Charged for above 20 hours at limited current 0.25CA and constant voltage 2.45V/cell.  
 3. Charged for 8-10 hours at limited current 0.05CA.
- C** Supplementary charge may often fail to recover the capacity. The battery should never be left standing till this is reached.